

## Owner's Manual

This machine is bold bottom circuit configuration.

### INPUT

Run a cable from your guitar to the Input.  
When running the pedal by battery, the power will be on when you plug in.  
The DC power jack works prior before others.

**DC9V IN** -  +9VDC

Use a general 2.1mm×5.5mm 9VDC negative center power supply..  
Tips: Use 006P battery or regulated power supply for better sound and low noise.

### DRV

Overdrive gain control.

### ACCENT

Presence and post gain control. If it raises, it will become a hard and modern sound.

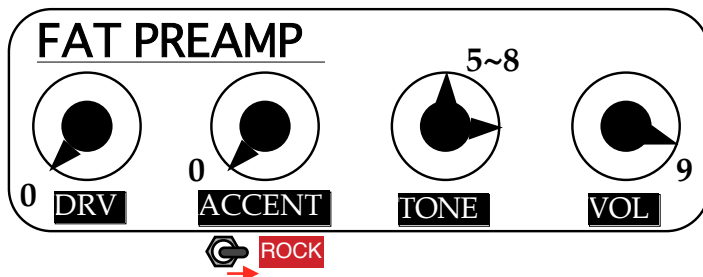
### JAZZ/ROCK SW.

In JAZZ mode, Sound soft and attack calm. ROCK mode sound of the original.

Input impedance : 1MΩ    Output impedance : 10kΩ    Consumption current:10mA    Hand made in JAPAN

## SAMPLE SETTINGS

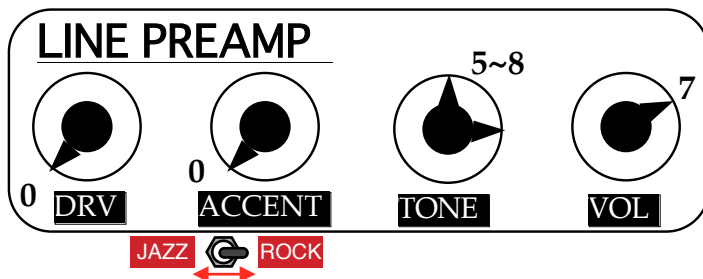
**FAT PREAMP**



### FAT PREAMP

A sounds like the tube amp and in which it is smooth and extrusion is strong is obtained by connecting just before solidstate amps.  
The condition of fat is adjusted by TONE.

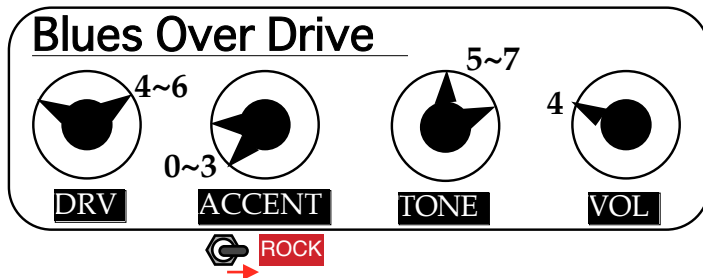
**LINE PREAMP**



### LINE PREAMP

Directions as preamp for line connection.  
The case where it connects with a PC, and the time of a monitor by headphone. The natural sound is obtained .

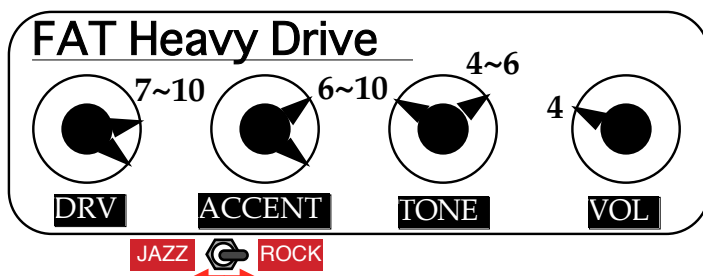
**Blues Over Drive**



### Blues Over Drive

Directions as a usual drive effector.  
A smooth and fat drive sound is obtained which was made to drive by a tube amps.

**FAT Heavy Drive**



### FAT Heavy Drive

Directions as a usual DRIVE effector.  
Heavy, smooth and fat drive sound is obtained which was made to drive by a tube amps.  
The condition of picking attack is adjusted by ACCENT and JAZZ/ROCK SW.